Supplementary material

a

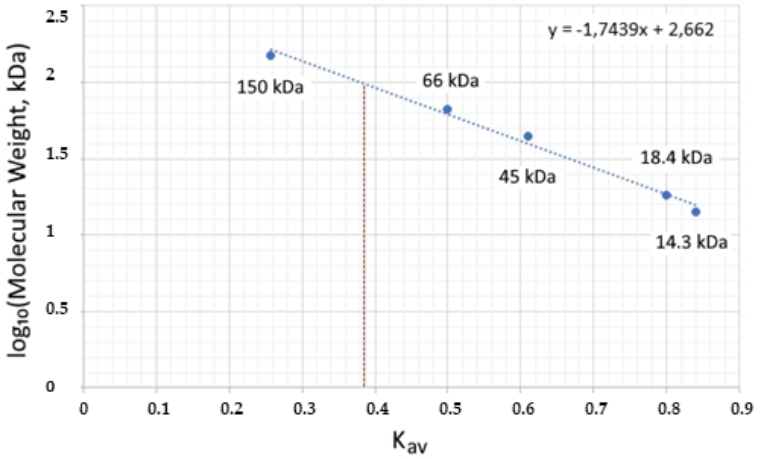

b

Standart	Molecular weight, kDa	Ve, mL
ɣ- globulin	150	1.01
BSA	66	1.63
Egg albumin	45	2.02
β-lactoglobulin	18.4	2.84
lysozyme	14.3	3.17
Void Volume (V0)		0.85

c

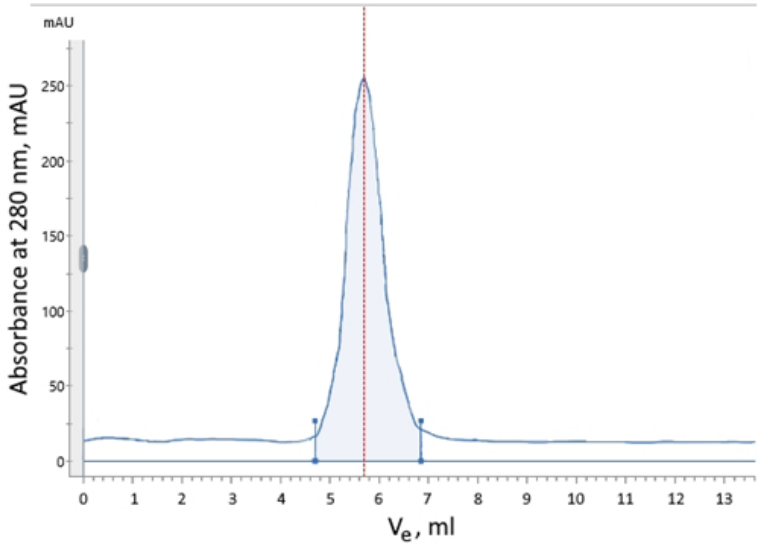

d

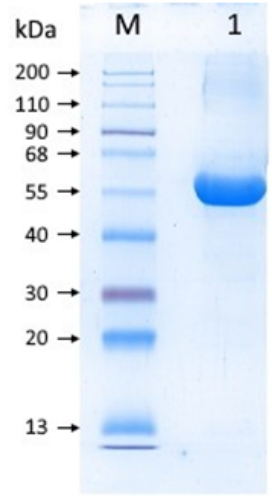

Figure S2. Size-exclusion chromatography of purified mAb 900. (a) SEC Calibration Curve; (b) Standards for constructing the calibration curve; (c) SEC chromatogram of mAb 900; (d) SDS-PAGE of mAb 900 in denaturing conditions. Lane M - Protein Marker, 10 to 200 kDa, lane 1 - mAb 900.